


















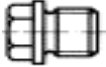













INCH PRODUCTS				
S.NO.	PRODUCT	ANSI/ASME/GRADE		DIAMETER
1	SOCKET COUNTERSUNK SCREWS	ASME:B18.3		#10-24 UNC - 5/8"
2	SOCKET BUTTON HEAD SCREWS	ASME:B18.3		#10-24 UNC - 5/8"
3	SOCKET HEAD SHOULDER BOLTS - ALLOY STEEL	ASME:B18.3		3/16" - 1"
	SOCKET HEAD SHOULDER BOLTS - STAINLESS STEEL	ASME:B18.3 - 18-8 / 18-10		3/16" - 3/4"
4	3/4 TAPER PTF / DRY SEAL 7/8 TAPER NPTF / FLUSH SEAL TAPER BSPT PLUGS	3/4	ASME: B1.20.3 21 BS	
5	UNHARDENED AND GROUND DOWEL PINS-STAINLESS STEEL	ASME:B18.8.2 in 18-8		1/8" - 3/4"
6	HARDENED AND GROUND DOWEL PINS	ASME:B18.8.2 in -Through Hardened -Case Hardened		1/16" - 1"
7	HARDENED AND GROUND PULL OUT DOWEL PINS	ASME:B18.8.2		1/4" - 1"
8	UNHARDENED AND GROUND TAPER PIN- CARBON STEEL	ASME B18.8.2		5/0-12

METRIC SOCKET PRODUCTS					
S.NO.	PRODUCT	DIN / ISO STANDARD		GRADE	DIAMETER
1	SOCKET COUNTERSUNK SCREWS	DIN 7991/ ISO 10642		08.8 / 010.9	M3 - M24
2	SOCKET COUNTERSUNK SCREWS WITH TORX (6 Lobe Drive)	ISO 14581		08.8	M4 - M10
3	SOCKET BUTTON HEAD SCREWS	ISO 7380-1		010.9	M3 - M16
4	SOCKET BUTTON HEAD SCREWS WITH TORX (6 Lobe Drive)	DIN 34805-1		010.9	M4 - M10
5	SOCKET BUTTON HEAD WITH FLANGE	ISO 7380-2		010.9	M4 - M12
6	SOCKET BUTTON HEAD WITH FLANGE WITH TORX (6 Lobe Drive)	DIN 34805-2		010.9	M4 - M10
7	SOCKET LOW HEAD CAP SCREWS WITH HOLE	DIN 6912		08.8 / 010.9	M6 - M20
8	SOCKET HEAD SHOULDER BOLTS - ALLOY STEEL	ISO 7379		012.9	#5 - #24
	SOCKET HEAD SHOULDER BOLTS - STAINLESS STEEL			A2	#5 - #12
9	HEXAGON SOCKET PIPE PLUGS- CONICAL THREAD	DIN 906		Steel	M8 - M24 R1/8 - R1
10	HEXAGON SOCKET SCREW PLUGS- CYLINDRICAL THREAD	DIN 908		Steel Stainless steel(A2/A4)	M10 - M36 G1/8 - G1

WE OFFER ABOVE RANGE IN SELF COLOR, PHOSPHATED, ZINC PASSIVATED (BLUE in A2K/A3K, YELLOW in A2C/A3C & BLACK) , ZINC FLAKE AND ZINC NICKEL PASSIVATION and VZD. ALL PASSIVATIONS ARE CHROME (CR6) FREE.

**OTHER METRIC PRODUCTS**

S.NO.	PRODUCT	DIN / ISO STANDARD	GRADE		DIAMETER
1	HEXAGON HEAD SCREW PLUGS- CYLINDRICAL THREAD	DIN 910	Steel Stainless steel(A2/A4)		M10 - M36 G1/8 - G1
2	HEXAGON HEAD PIPE PLUG-CYLINDRICAL THREAD	DIN 7604-A	Steel		M10-30
	SCREW PLUG WITH COLLAR AND EXTERNAL HEXAGON	DIN 7604-C	Steel		M8-M38
3	UNHARDENED AND GROUND DOWEL PINS	DIN 7	Steel Stainless steel(A1/A2)		Ø2 - Ø20
		ISO 2338	Steel Stainless steel(A1/A2)		
4	HARDENED AND GROUND DOWEL PINS	DIN 6325	Steel		Ø2 - Ø20
		ISO 8734 - A			
5	HARDENED AND GROUND PULL OUT DOWEL PINS	DIN 7979 FORM D	Steel		Ø4 - Ø20
		ISO 8735			
6	UNHARDENED AND GROUND TAPER PINS	DIN 1 A & B	Steel		Ø3 - Ø20
		DIN 7978 A			Ø6 - Ø20
7	HEX FIT BOLTS	DIN 609, 610	8.8 / 10.9		M8 - M36
8	SQUARE HEAD BOLTS WITH COLLAR	DIN 478	10.9		M8 - M16
9	SQUARE HEAD BOLTS WITH SHORT DOG POINT	DIN 479	08.8 / 010.9		M6 - M16
10	SQUARE HEAD BOLTS WITH COLLAR & OVAL HALF DOG POINT	DIN 480	08.8 / 010.9		M10 - M16
11	HEXAGON SET SCREW WITH SMALL HEXAGON AND FULL DOG POINT	DIN 561 - A & B	8.8		M6 - M24
12	HEXAGON SET SCREW WITH SMALL HEXAGON ,HALF DOG POINT AND CONE POINT	DIN 564 - A & B	8.8		M6 - M24